

# Concealed Lintel Weep™

CLW 9040

Weeps for Lipped Brick




## Applications

- ☑ Lipped Brick

*Concealed Lintel Weep can be field-trimmed from stock size or custom fabricated by MTI to customer dimensions*

## Unique Weeps for Hidden Joints

The Concealed Lintel Weep is used with lip brick set in a bed joint of mortar. It creates a weep system that moves moisture out of and away from this sensitive detail. The Concealed Lintel Weep creates tunnel weeps beneath the bed joint mortar, where an effective weep should be!



*Corrugations create a gap for drainage beneath lip brick*

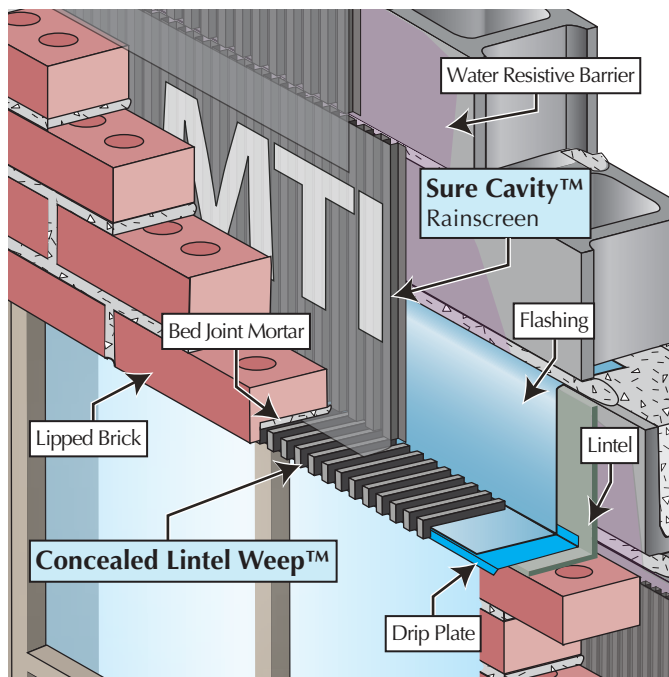
## The MTI Advantage

- ☑ Completely Hidden Weeps
- ☑ Weeps at Lowest Point in Wall
- ☑ 100% Recycled Content

## Installation

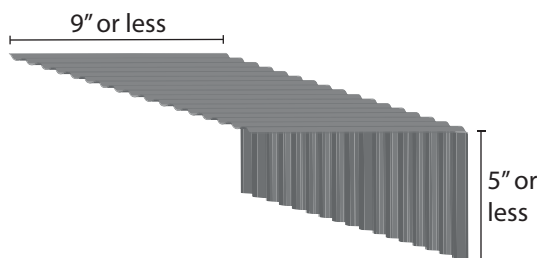
- Place Concealed Lintel Weep™ on flashing with the short edge protruding downward off the exterior edge of the steel lintel/shelf angle and appropriate drip plate edge
- The back edge of weep system should be approximately 1/4" from the vertical face of the steel lintel/shelf angle and vertical surface of flashing
- Lap mortar blocking fabric of Sure Cavity™ over Concealed Lintel Weep
- Spread bed joint of mortar over Concealed Lintel Weep and install the lip brick units

Complete Installation at [MTIdry.com/installation](http://MTIdry.com/installation)

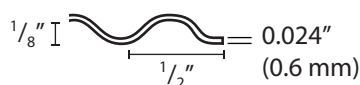


## Technical Information

<b>Material Description</b>	High impact polystyrene sheets, 0.024 inch (0.6 mm) thick, formed with corrugations.		
<b>UV Exposure</b>	Over 9 weeks in accelerated UV testing (ASTM G 154)	<b>Fungi Resistance</b>	Does not support fungal growth (ASTM C 1338)



### Concealed Lintel Weep CLW 9040



#### Related Products:

- Head Joint Weep™
- Cavity Weep™

\*Exact dimension custom fabricated by MTI as to customer specifications

<b>Piece</b>	4 ft
<b>Bundle</b>	40 ft / 10 pieces
<b>Box</b>	240 ft / 60 pieces