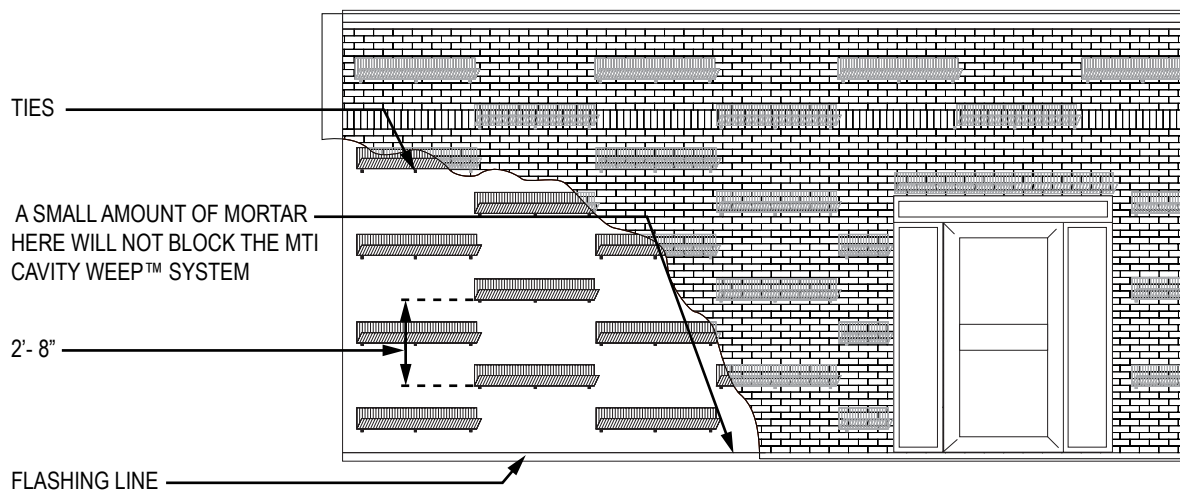
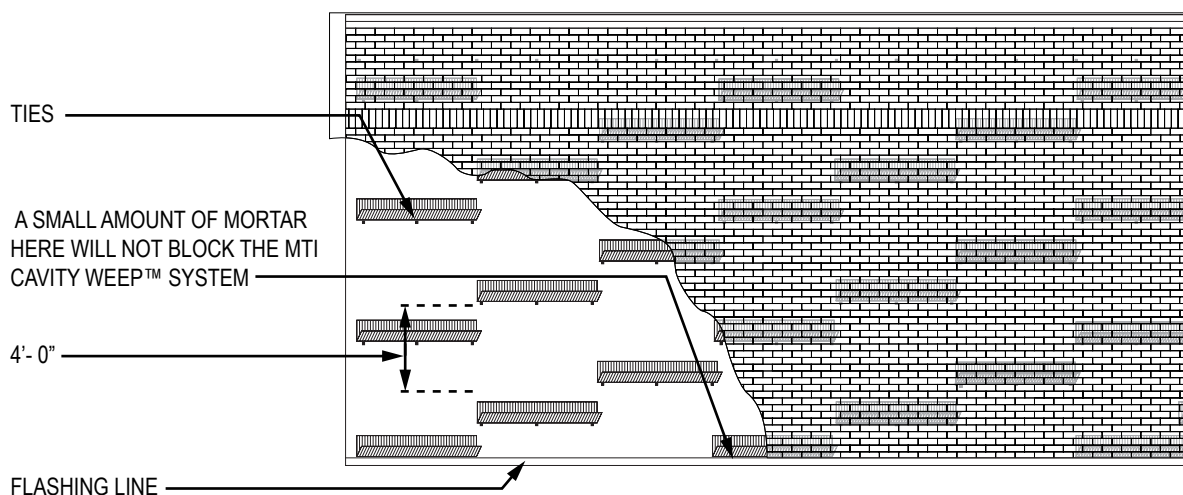


"CHECKERBOARD" INSTALLATION PATTERN
(10.67 SQUARE FEET OF WALL AREA PER 4' LENGTH OF TRASH MORTAR DIVERTER™)



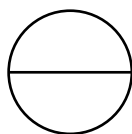
"STAIR STEP" INSTALLATION PATTERN
(16 SQUARE FEET OF WALL AREA PER 4' LENGTH OF TRASH MORTAR DIVERTER™)



NOTES:

1. INSTALLATION TO BE COMPLETED IN ACCORDANCE WITH MANUFACTURER'S SPECIFICATIONS.
2. DO NOT SCALE DRAWINGS
3. CONTRACTORS NOTE: FOR PRODUCT AND COMPANY INFORMATION VISIT WWW.MTIDRY.COM

TRASH MORTAR DIVERTER INSTALLATION PATTERNS FULL BRICK VENEERS WITH 2" REMAINING AIRSPACE



TRASH MORTAR DIVERTER™ (TMD 9548)

MTI CAD drawings are created from sources deemed to be reliable. However, MTI does not guarantee the accuracy or completeness of any information, nor shall be held responsible for any errors, omissions, or damages arising out of the use of this information. These drawings are created with the understanding that MTI is providing information but is not attempting to render engineering or other professional service. If such services are required, the assistance of an appropriate profession should be sought. Use MTI materials in strict conformance with local building codes and regulations. Consult local code/code officials prior to installation. It is the buyer's responsibility to ensure that MTI materials are used in strict conformance with local building codes and regulations.