

# Stucco Corrugated Lath Strip™

SCLS 283

Rainscreen Strip For Stucco & Thin Stone

## Applications

- ✔ Stucco
- ✔ Adhered Thin Stone
- ✔ Adhered Thin Brick

*Stucco Corrugated Lath Strip used with the Corrugated Lath Starter Strip for rainscreen drainage behind stucco*

## Low Cost, Easy to Install Rainscreen Technology

Get stucco off the water resistive barrier with the Stucco Corrugated Lath Strip. The lightweight rolls quickly install over the wall and provide a ventilated air gap for drainage and drying.



*The Stucco Corrugated Lath Strip features a scratch coat blocking fabric and rigid channels for ventilation*

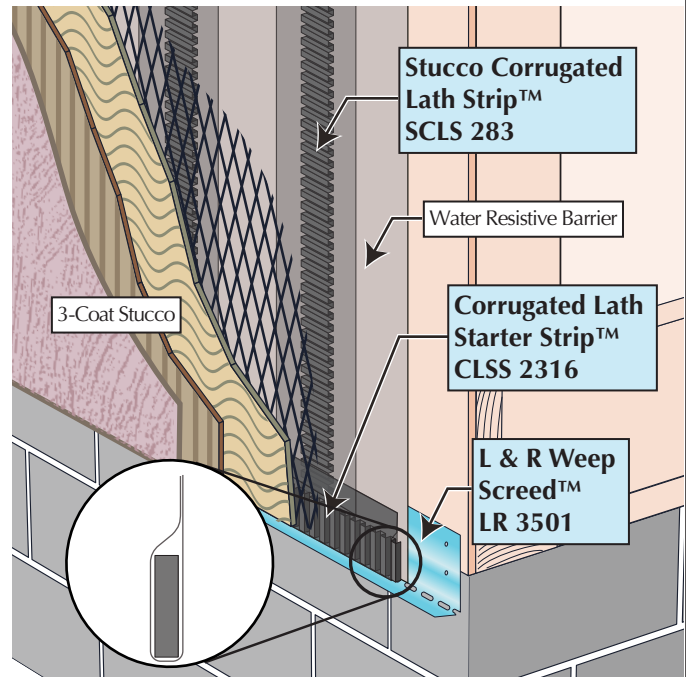
## The MTI Advantage

- ✔ Creates Rainscreen Air Gap
- ✔ High Compressive Strength
- ✔ Easy to Install
- ✔ 100% Recycled Content

## Installation

- Install Stucco Corrugated Lath Strip™ over the water resistive barrier
- Align with framing or fastening pattern of lath
- Attach with staples or other mechanical fasteners
- Install lath, scratch coat and veneer per manufacturer's specification

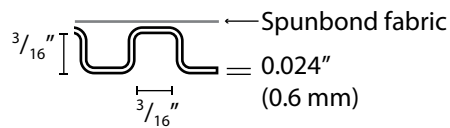
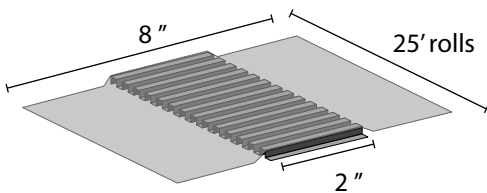
Complete Installation at [MTIdry.com/installation](http://MTIdry.com/installation)



## Technical Information

<b>Material Description</b>	High impact polystyrene sheets, 0.024 inch (0.6 mm) thick, formed with corrugations with an adhered spun-bond polypropylene fabric.		
<b>UV Exposure</b>	Accelerated UV testing (ASTM G 154)	<b>Fungi Resistance</b>	Does not support fungal growth (ASTM C 1338)

# Stucco Corrugated Lath Strip SCLS 283



<b>Depth (drainage gap)</b>	$\frac{3}{16}$ in (5mm)
<b>Roll</b>	25 ft
<b>Box</b>	675 ft / 27 rolls
<b>Pallet</b>	10,800 ft

Questions about application, installation or ordering?  
[MTIdry.com/stucco-corrugated-lath-strip](http://MTIdry.com/stucco-corrugated-lath-strip)